


# Tumble Dryer

## instructions




**1** Turn the knob to select




**Automatic programs or Time controlled programs**




**Normal temp**  
Stops when the laundry is dry



**Low temp**  
Stops when the laundry is dry



**Normal temp**  
Iron free / Normal laundry, cotton and blends. Stops when time is 0




**Low temp**  
Delicate, sensitive fabrics. Stops when time is 0



**No heat**  
Freshening of clothing. Stops when time is 0


### Automatic Programs

**2** Press the knob to start

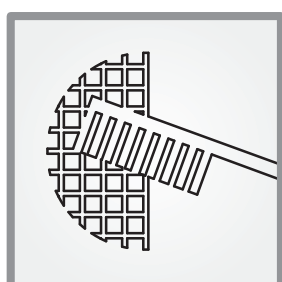




### Time controlled programs

**2** Press the knob to start



**3** Turn the knob to adjust the time



**Clean the filter after each use!**



When "Time for maintenance" is displayed the machine can still be used

